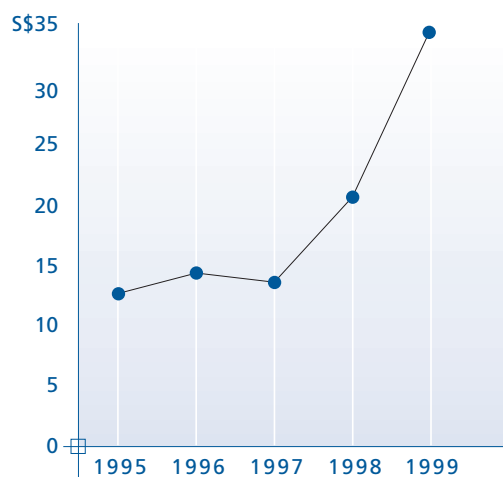


Shareholding Statistics

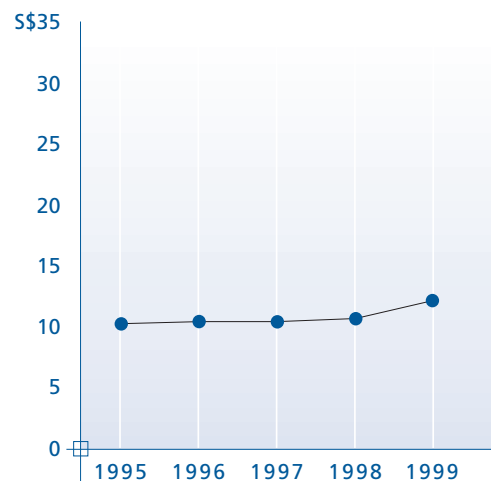
Share Price Movements

for the Year ended August 31

Highest closing price



Lowest closing price



Highest closing price

Lowest closing price

August 31 closing price

Price/earnings ratio based on August 31 closing price

	1999	1998	1997	1996	1995
	S\$	S\$	S\$	S\$	S\$
Highest closing price	34.50	20.76 [^]	13.70 [^]	14.30 [^]	12.70 [^]
Lowest closing price	12.20	10.97 [^]	10.57 [^]	10.57 [^]	10.43 [^]
August 31 closing price	28.00	12.20 [^]	12.99 [^]	12.08 [^]	10.87 [^]
Price/earnings ratio based on August 31 closing price	32.18	17.94	15.46 [*]	15.89 [*]	14.12 [*]

[^] Adjusted for capital restructuring exercise and bonus issues.

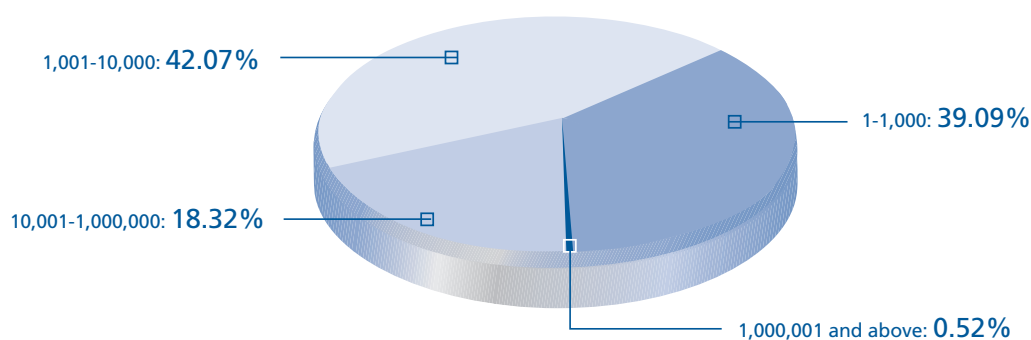
^{*} Adjusted for bonus shares issued in financial year ended August 31, 1998.

Voting rights of shareholders

The holders of management and ordinary shares shall be entitled either on a poll or by a show of hands to one (1) vote for each share, EXCEPT that on any resolution relating to the appointment or dismissal of a director or any member of the staff of the company, the holders of management shares shall be entitled either on a poll or by a show of hands to two hundred (200) votes for each management share held.

Shareholders by Size of Shareholdings

(excluding management shares) as at November 23, 1999



Size of Shareholdings	No. of Shareholders	%	Total Holdings	%
1 - 1,000	1,953	39.09	726,813	0.20
1,001 - 10,000	2,102	42.07	7,117,328	1.95
10,001 - 1,000,000	915	18.32	57,849,840	15.82
1,000,001 and above	26	0.52	299,898,839	82.03
Total	4,996	100.00	365,592,820	100.00

Holder of Management Shares

As at November 23, 1999

Name	Holdings	%
1 The Great Eastern Life Assurance Company Limited	1,281,632	34.71
2 Oversea-Chinese Banking Corporation Limited	620,410	16.80
3 Singapore Telecommunications Limited	491,154	13.30
4 The Overseas Assurance Corporation Limited	354,535	9.61
5 The Development Bank of Singapore Limited	350,821	9.50
6 Fraser & Neave Limited	148,575	4.02
7 Fullerton (Private) Limited*	148,575	4.02
8 Overseas Union Bank Limited	148,575	4.02
9 United Overseas Bank Limited	148,575	4.02
10 Executive Chairman	3	0.00
11 President	2	0.00
12 Directors (1 each)	5	0.00
Total	3,692,862	100.00

* Part of Temasek Group

Twenty Largest Ordinary Shareholders

As at November 23, 1999

	Name	Holdings	%
1	Raffles Nominees (Pte) Limited	79,680,679	21.79
2	DBS Nominees (Private) Limited	77,115,441	21.09
3	HSBC (Singapore) Nominees Pte Ltd	40,943,374	11.20
4	United Overseas Bank Nominees (Private) Limited	21,755,505	5.95
5	Citibank Nominees Singapore Pte Ltd	16,764,079	4.59
6	Overseas Union Bank Nominees (Private) Ltd	6,535,262	1.79
7	The Overseas Assurance Corporation Ltd	5,315,941	1.45
8	Temasek Holdings (Pte) Ltd	5,170,176	1.41
9	The Asia Life Assurance Society Limited	4,573,800	1.25
10	Tan Eng Sian	4,568,701	1.25
11	Oversea-Chinese Bank Nominees Private Limited	4,165,824	1.14
12	NTUC Income Insurance Co-operative Limited	3,692,265	1.01
13	University of Malaya	3,641,778	1.00
14	Lee Foundation States of Malaya	3,580,123	0.98
15	Tokyo-Mitsubishi International (S) Ltd	3,515,016	0.96
16	DB Nominees (S) Pte Ltd	2,519,591	0.69
17	Prudential Assurance Co Singapore (Pte) Ltd - Life Fund	2,098,533	0.57
18	Lee Foundation	1,931,986	0.53
19	Prudential Assurance Co Singapore (Pte) Ltd - Prulink Fund	1,888,173	0.52
20	National University of Singapore	1,863,566	0.51
	Total	291,319,813	79.68

Substantial Shareholder as shown in the Company's Register

As at November 23, 1999

Name	Total Holdings	%
The Capital Group Companies, Inc	19,883,378	5.44