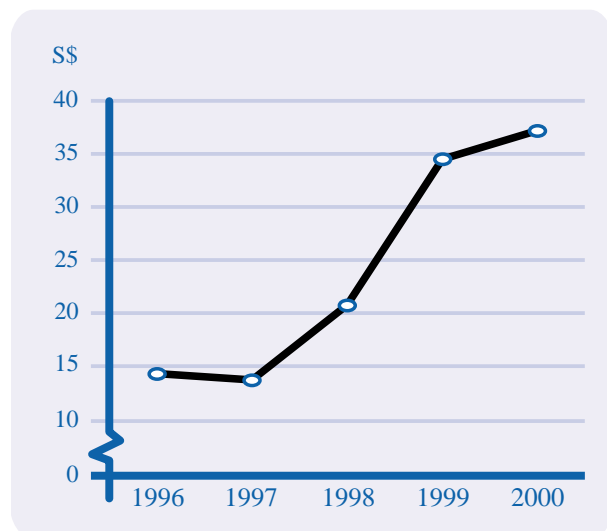


SHAREHOLDING STATISTICS

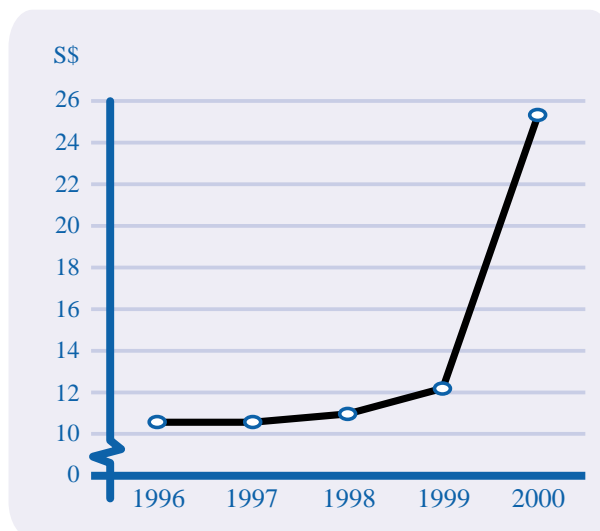
Share Price Movements

for the Year ended August 31

Highest closing price



Lowest closing price



	2000	1999	1998	1997	1996
	S\$	S\$	S\$	S\$	S\$
Highest closing price	37.20	34.50	20.76 [^]	13.70 [^]	14.30 [^]
Lowest closing price	25.30	12.20	10.97 [^]	10.57 [^]	10.57 [^]
August 31 closing price	27.70	28.00	12.20 [^]	12.99 [^]	12.08 [^]
Price/earnings ratio [#] based on August 31 closing price	25.89	32.18	17.94	15.46 [*]	15.89 [*]

[^] Adjusted for capital restructuring exercise and bonus issues.

^{*} Adjusted for bonus shares issued in financial year ended August 31, 1998.

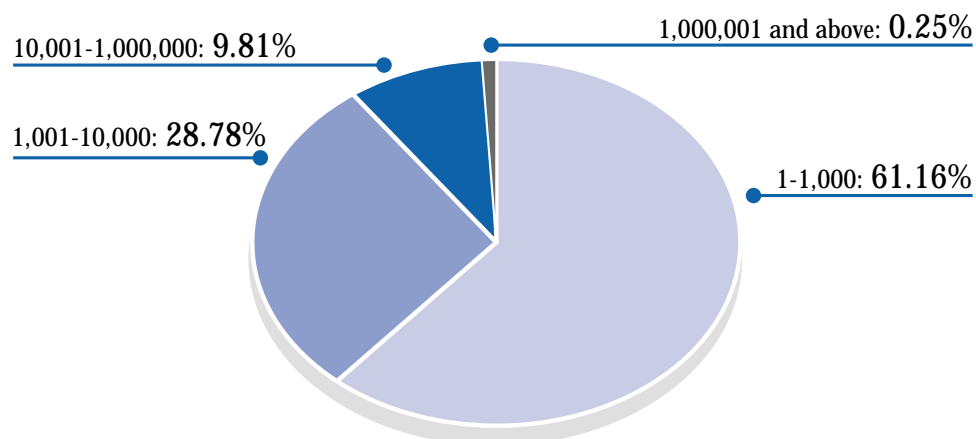
[#] Based on profit before extraordinary items.

Voting rights of shareholders

The holders of management and ordinary shares shall be entitled either on a poll or by a show of hands to one (1) vote for each share, EXCEPT that on any resolution relating to the appointment or dismissal of a director or any member of the staff of the Company, the holders of the management shares shall be entitled either on a poll or by a show of hands to two hundred (200) votes for each management share held.

Shareholders By Size of Shareholdings

as at 20 November 2000



Size of Shareholdings	No. of Shareholders	%	Total Holding	%
1 - 1,000	6,162	61.16	2,458,850	0.67
1,001 - 10,000	2,900	28.78	9,851,734	2.68
10,001 - 1,000,000	988	9.81	59,669,251	16.25
1,00,001 and above	25	0.25	295,155,285	80.40
Total	10,075	100.00	367,135,120	100.00

Holders of Management Shares

as at 20 November 2000

Name of Shareholder	Total Holding	%
1. The Great Eastern Life Assurance Company Limited	1,287,039	34.71
2. Oversea-Chinese Banking Corporation Ltd	623,030	16.80
3. Singapore Telecommunications Limited	493,223	13.30
4. The Overseas Assurance Corporation Limited	356,035	9.61
5. The Development Bank of Singapore Ltd	352,300	9.50
6. Fraser & Neave Limited	149,201	4.02
7. Overseas Union Bank Limited	149,201	4.02
8. Fullerton (Private) Limited	149,201	4.02
9. United Overseas Bank Limited	149,201	4.02
10. Executive Chairman	3	0.00
11. Group President	2	0.00
12. Directors	5	0.00
Total:	3,708,441	100.00

Twenty Largest Ordinary Shareholders

as at 20 November 2000

Name of Shareholder	Total Holding	%
1. DBS Nominees (Private) Limited	79,100,751	21.55
2. Raffles Nominees (Pte) Limited	71,544,032	19.49
3. HSBC (Singapore) Nominees Pte Ltd	35,175,050	9.58
4. United Overseas Bank Nominees (Private) Limited	21,234,651	5.78
5. Citibank Nominees Singapore Pte Ltd	21,166,042	5.76
6. DB Nominees (S) Pte Ltd	8,763,444	2.39
7. Overseas Union Bank Nominees (Private) Ltd	6,165,240	1.68
8. The Overseas Assurance Corporation Ltd	5,214,576	1.42
9. Temasek Holdings (Pte) Ltd	5,170,176	1.41
10. The Asia Life Assurance Society Limited	4,573,800	1.25
11. Tan Eng Sian	4,518,401	1.23
12. Oversea-Chinese Bank Nominees Private Limited	3,801,009	1.04
13. NTUC Income Insurance Co-operative Limited	3,749,265	1.02
14. University of Malaya	3,641,778	0.99
15. Lee Foundation States of Malaya	3,580,123	0.97
16. Dexia Nominees (S) Pte Ltd	2,772,656	0.75
17. Tokyo-Mitsubishi International (S) Ltd	2,431,409	0.66
18. Lee Foundation	1,931,986	0.53
19. National University of Singapore	1,863,566	0.51
20. Malayan Securities Private Limited	1,731,662	0.47
Total:	288,129,617	78.48

As at 20 November 2000 there is no substantial shareholder.